

LOOP



WASH BASIN

PRODUCT ID
(RB.LOP01G107.01.05)

Fine fire clay, counter top Wash Basin with an overflow hole. Designed for wall or high spout deck mounted taps and to be installed on a cantilevered wooden base or any chosen surface.

FEATURES

- Fine fire clay wash basin with overflow hole
- Contemporary design
- Deep bowl for comfortable use
- Designed for wall or deck mounted taps
- Fulfills high design and quality expectations

INCLUDED COMPONENTS

- Overflow hole cover
- Faucets not included

WARRANTY

- 25 year written warranty against crazing and dunting

TECHNICAL INFORMATION

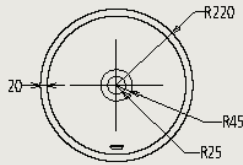
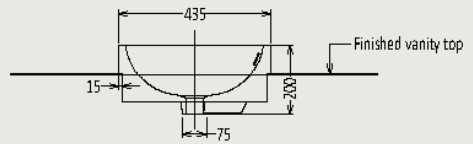
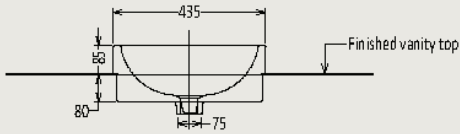
** Approximate measurements for comparison only

CONFIGURATION	ABOVE COUNTER
Weight	10.5 kg
Basin Area	395 X 395 X 150 mm
Height - Floor to Rim	850 mm
Nominal Dimensions	435 X 435 X 200 mm
Faucet Hole	No Tap Hole
Waste Hole	45 mm
Water Depth	90 mm

LOOP WASH BASIN

TECHNICAL DRAWINGS

All drawings contain the necessary measurements, which are subject to standard tolerances. They are stated in mm, are drawn on a scale of 1:20 and are non-binding. Exact measurements, in particular for customized installation scenarios, can only be taken from the finished ceramic piece.



INSTALLATION NOTES

- Install this product according to the installation guide
- Scan for instructions



Royal Ceramics Lanka PLC.

No.20, R.A. De Mel Mawatha, Colombo 03, Sri Lanka.

☎ 076 6 223 344 ✉ info@rcl.lk 🌐 www.rocell.com

FOLLOW US



** Dimensions of fixtures are nominal and may vary within the range of tolerance. These measurements are subject to change or cancellation. No responsibility is assumed for use of superseded or voided leaflet.